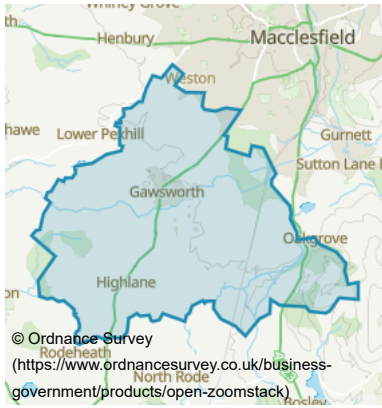


Gawsworth

Area map



Population

1,700

people

56,490,000 people in England

Rounded to the nearest 100 people

Number of households

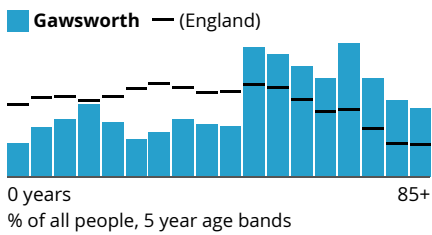
740

households

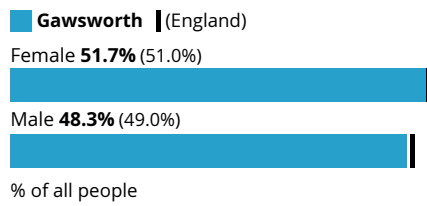
23,436,100 households in England

Rounded to the nearest 10 households

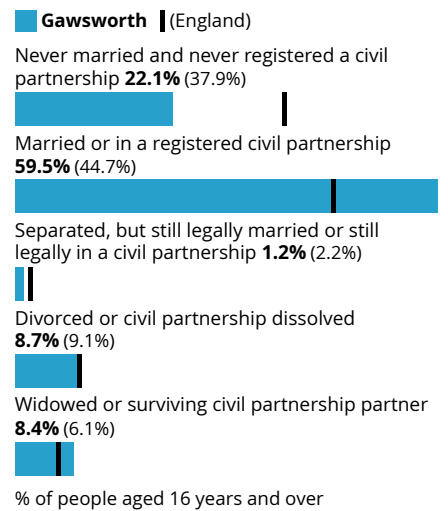
Age profile



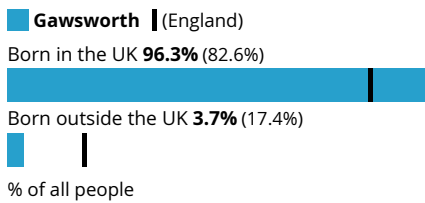
Sex



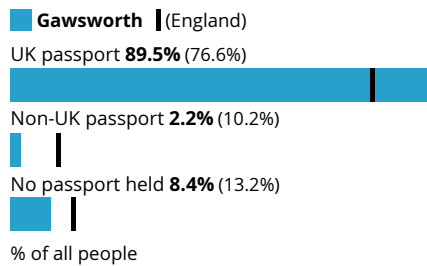
Legal partnership status



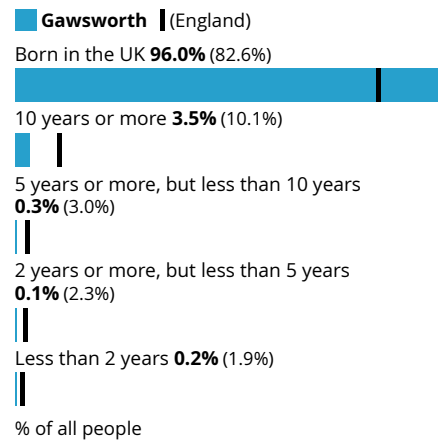
Country of birth



Passports held

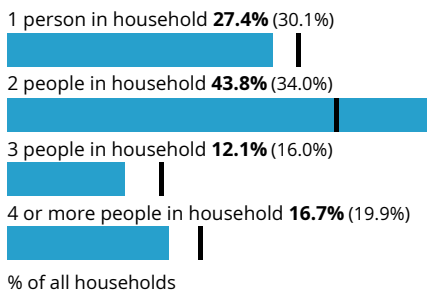


Length of residence in the UK



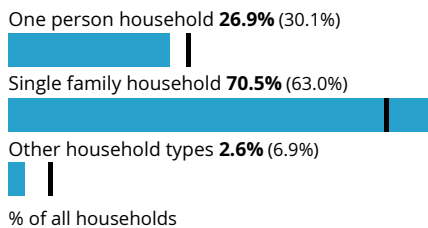
Household size

Gawsworth (England)



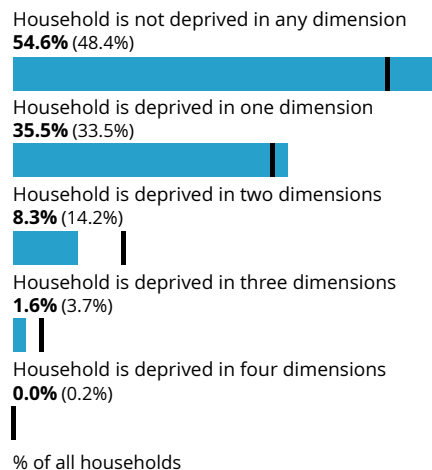
Household composition

Gawsworth (England)



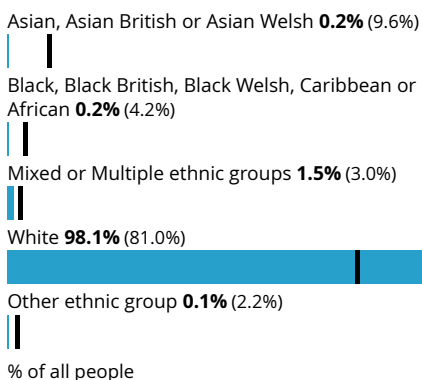
Household deprivation

Gawsworth (England)




Ethnic group

Gawsworth (England)



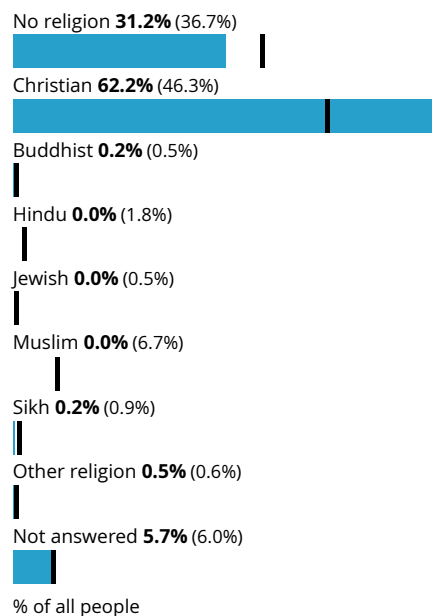
National identity

Gawsworth (England)



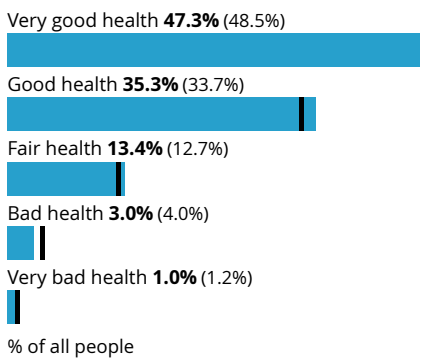
Religion

Gawsworth (England)



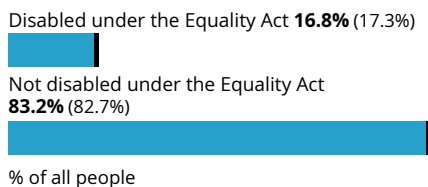
General health

Gawsworth (England)



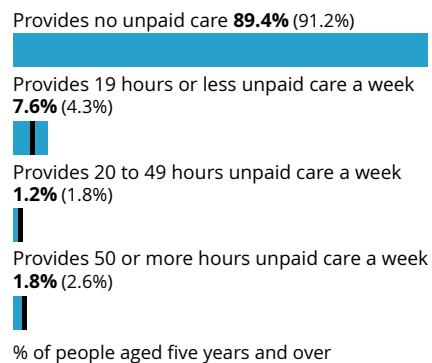
Disability

Gawsworth (England)



Provision of unpaid care

Gawsworth (England)



Proficiency in English

Gawsworth (England)

Main language is English (English or Welsh in Wales) **99.6%** (90.8%)

Can speak English very well **0.1%** (4.0%)

Can speak English well **0.1%** (3.3%)

Cannot speak English well **0.1%** (1.6%)

Cannot speak English **0.0%** (0.3%)

% of people aged three years and over

Accommodation type

Gawsworth (England)

Whole house or bungalow **97.4%** (77.4%)

Flat, maisonette or apartment **2.6%** (22.2%)

A caravan or other mobile or temporary structure **0.0%** (0.4%)

% of all households

Number of cars or vans

Gawsworth (England)

No cars or vans in household **8.9%** (23.5%)

1 car or van in household **33.7%** (41.3%)

2 cars or vans in household **37.6%** (26.1%)

3 or more cars or vans in household **19.8%** (9.1%)

% of all households

Central heating

Gawsworth (England)

Does not have central heating **0.8%** (1.5%)

Does have central heating **99.2%** (98.5%)

% of all households

Number of bedrooms

Gawsworth (England)

1 bedroom **6.0%** (11.6%)

2 bedrooms **17.3%** (27.3%)

3 bedrooms **41.1%** (40.0%)

4 or more bedrooms **35.6%** (21.1%)

% of all households

Occupancy rating for bedrooms

Gawsworth (England)

+2 or more **58.3%** (35.6%)

+1 **29.4%** (33.2%)

0 **11.7%** (26.8%)

-1 **0.5%** (3.6%)

-2 or less **0.0%** (0.7%)

% of all households

Tenure of household

Gawsworth (England)

Owens outright **57.3%** (32.5%)

Owens with a mortgage or loan or shared ownership **29.6%** (29.8%)

Social rented **7.3%** (17.1%)

Private rented or lives rent free **5.8%** (20.6%)

% of all households

Second address indicator

Gawsworth (England)

No second address **95.2%** (94.6%)

Second address is in the UK **3.6%** (4.1%)

Second address is outside the UK **1.2%** (1.3%)

% of all households

Distance travelled to work

Gawsworth (England)

Less than 10km **25.2%** (35.4%)

10km to less than 30km **20.5%** (14.4%)

30km and over **3.8%** (4.3%)

Works mainly from home **39.6%** (31.5%)

Other **11.0%** (14.5%)

% of people aged 16 years and over in employment

Method of travel to workplace

Gawsworth (England)

Work mainly at or from home **40.0%** (31.5%)



Underground, metro, light rail, tram

0.0% (1.9%)



Train **0.5%** (2.0%)



Bus, minibus or coach **0.0%** (4.3%)



Taxi **0.0%** (0.7%)



Motorcycle, scooter or moped **0.0%** (0.5%)



Driving a car or van **50.5%** (44.5%)



Passenger in a car or van **2.9%** (3.9%)



Bicycle **0.9%** (2.1%)



On foot **4.6%** (7.6%)



Other method of travel to work **0.5%** (1.0%)



% of people aged 16 years and over in employment

Economic activity status

Gawsworth (England)

Economically active: In employment

52.0% (57.4%)



Economically active: Unemployed **0.7%** (3.5%)



Economically inactive **47.3%** (39.1%)



% of people aged 16 years and over

Employment history

Gawsworth (England)

Not in employment: Worked in the last 12 months

8.1% (13.2%)



Not in employment: Not worked in the last 12 months

76.3% (61.1%)



Not in employment: Never worked

15.7% (25.6%)



% of people aged 16 years and over not in employment

Occupation

Gawsworth (England)

1. Managers, directors and senior officials

19.6% (12.9%)



2. Professional occupations **21.7%** (20.3%)



3. Associate professional and technical occupations

15.5% (13.3%)



4. Administrative and secretarial occupations

6.7% (9.3%)



5. Skilled trades occupations **11.4%** (10.2%)



6. Caring, leisure and other service occupations

7.5% (9.3%)



7. Sales and customer service occupations

7.3% (7.5%)



8. Process, plant and machine operatives

4.5% (6.9%)



9. Elementary occupations **5.9%** (10.5%)



% of people aged 16 years and over in employment

Socio-economic Classification (NS-SeC)

Gawsworth (England)

L1, L2 and L3: Higher managerial, administrative and professional occupations

18.3% (13.2%)



L4, L5 and L6: Lower managerial, administrative and professional occupations

25.2% (19.9%)



L7: Intermediate occupations **10.6%** (11.4%)



L8 and L9: Small employers and own account workers **15.7%** (10.6%)



L10 and L11: Lower supervisory and technical occupations

4.6% (5.3%)



L12: Semi-routine occupations **9.8%** (11.3%)



L13: Routine occupations **6.4%** (12.0%)



L14.1 and L14.2: Never worked and long-term unemployed

4.6% (8.5%)



L15: Full-time students **4.7%** (7.7%)



% of people aged 16 years and over

Hours per week worked

Gawsworth (England)

Part-time: 15 hours or less worked

10.2% (10.3%)



Part-time: 16 to 30 hours worked **22.1%** (19.5%)



Full-time: 31 to 48 hours worked **52.8%** (59.1%)



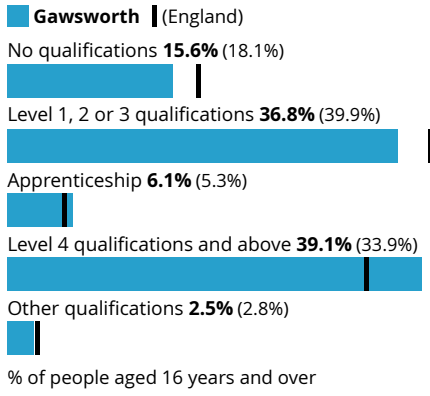
Full-time: 49 or more hours worked

14.9% (11.1%)

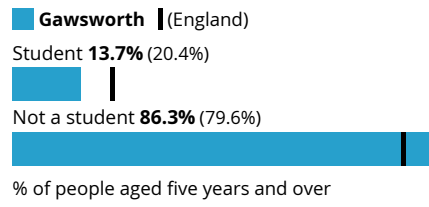


% of people aged 16 years and over in employment

Highest level of qualification



Schoolchildren and full-time students



Source: Office for National Statistics - Census 2021